



PENNSYLVANIA YOUTH EMPLOYMENT DATA

4th Quarter 2022 Through 3rd Quarter 2023

[Abstract](#)

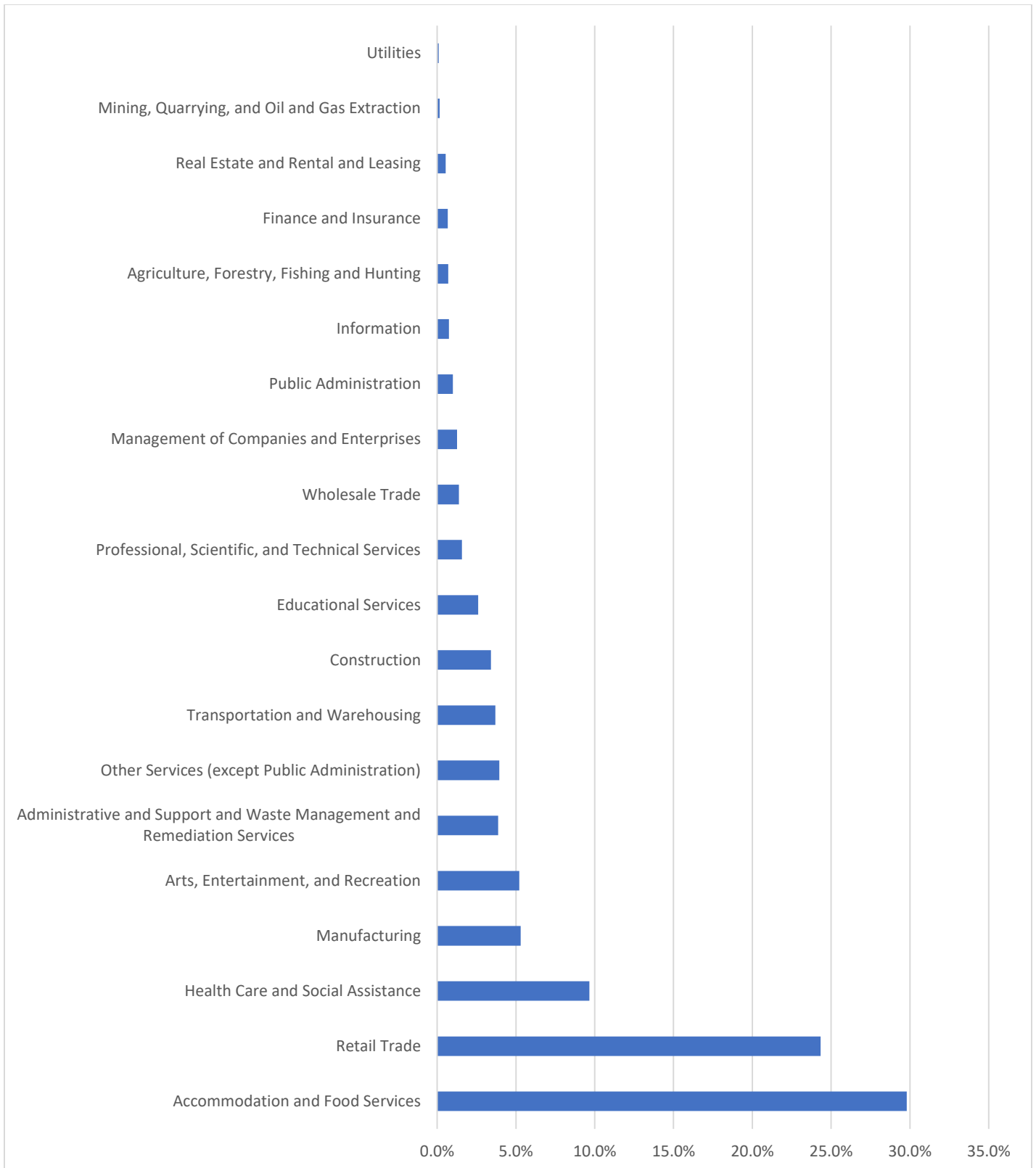
The employment information included in this document is for the purpose of providing the programs affiliated with the Pennsylvania Academic, Career and Technical Training (PACTT) project and the project's Consultants with information that may be useful when developing programming or when in discussions with youth who may be looking to gain employment. The data includes all youth within the respective age groups and is not limited to system-involved youth. Additionally, data is broken into groups, youth aged 14-18 and 19-21.

Table of Contents


Page


Percentages of Youth Employment by Industry	2
Accommodation and Food Services	3
Retail Trade	3
Health Care and Social Assistance	4
Manufacturing	4
Arts, Entertainment, and Recreation	5
Administrative and Support and Waste Management and Remediation Services	5
Other Services (except Public Administration)	6
Transportation and Warehousing	6
Construction	7
Educational Services	7
Professional, Scientific, and Technical Services	8
Wholesale Trade	8
Public Administration	9
Finance and Insurance	9
Management of Companies and Enterprises	10
Information	10
Agriculture, Forestry, Fishing and Hunting	11
Real Estate and Rental and Leasing	11
Mining, Quarrying, and Oil and Gas Extraction	12
Utilities	12
Who's Hiring Pennsylvania Residents (Statewide and by Region)	13
County Profiles	13
Statewide Industry Percentages: Individuals Aged 14 to 99	13


Percentages of Youth Employment by Industry (Youth Aged 14-21)







Key:

Increase > 1% From Immediate Age Group Prior 


Decrease > 1% From Immediate Age Group Prior 


Increase or Decrease < 1% From Immediate Age Group Prior 

<p>Accommodation and Food Services</p> <p>Activities of this sector are providing customers with lodging and/or preparing meals, snacks, and beverages for immediate consumption.</p>	<p style="text-align: center;">Employment Rates</p> <p>Youth Aged 14-18: 41.7% Baseline</p> <p>Youth Aged 19-21: 21.6% </p> <p>Statewide Industry Percentages Individuals Aged 14-99: 7.8% </p> <p style="text-align: center;">Examples of Employment Areas, Including Individuals Over Age 21</p> <ul style="list-style-type: none"> • Restaurants and Other Eating Places • Traveler Accommodation • Special Food Services • RV (Recreational Vehicle) Parks and Recreational Camps • Rooming and Boarding Houses, Dormitories, and Workers' Camps • Drinking Places (Alcoholic Beverages)
<p>Retail Trade</p> <p>Activities of this sector are retailing merchandise generally in small quantities to the general public and providing services incidental to the sale of the merchandise.</p>	<p style="text-align: center;">Employment Rates</p> <p>Youth Aged 14-18: 24.5% Baseline</p> <p>Youth Aged 19-21: 24.2% </p> <p>Statewide Industry Percentages Individuals Aged 14-99: 10.4% </p> <p style="text-align: center;">Examples of Employment Areas, Including Individuals Over Age 21</p> <ul style="list-style-type: none"> • Grocery and Convenience Retailers • Warehouse Clubs, Supercenters, and Other General Merchandise Retailers • Gasoline Stations • Health and Personal Care Retailers • Department Stores • Clothing and Clothing Accessories Retailers • Building Material and Supplies Dealers • Automobile Dealers • Sporting Goods, Hobby, and Musical Instrument Retailers • Shoe Retailers • Used Merchandise Retailers • Office Supplies, Stationery, and Gift Retailers • Florists • Book Retailers and News Dealers

Employment Rates

Youth Aged 14-18: 5.5% Baseline

Youth Aged 19-21: 12.5% 

Statewide Industry Percentages
Individuals Aged 14-99: 18.5% 

Examples of Employment Areas, Including Individuals Over Age 21

- General Medical and Surgical Hospitals
- Individual and Family Services
- Child Care Services
- Continuing Care Retirement Communities and Assisted Living Facilities for the Elderly
- Nursing Care Facilities (Skilled Nursing Facilities)
- Office of Physicians, Dentists and Health Practitioners
- Home Health Care Services
- Other Residential Care Facilities
- Offices of Other Health Practitioners
- Outpatient Care Centers
- Psychiatric and Substance Abuse Hospitals
- Medical and Diagnostic Laboratories
- Community Food and Housing, and Emergency and Other Relief Services
- Health, and Substance Abuse Facilities
- Vocational Rehabilitation Services


Health Care and Social Assistance

Activities of this sector are providing health care and social assistance for individuals.

Employment Rates

Youth Aged 14-18: 3.4% Baseline

Youth Aged 19-21: 6.6% 

Statewide Industry Percentages
Individuals Aged 14-99: 9.7% 



Examples of Employment Areas, Including Individuals Over Age 21



- Plastics Product Manufacturing
- Greenhouse, Nursery, and Floriculture Production
- Iron and Steel Mills and Ferroalloy Manufacturing
- Machine Shops; Turned Product; and Screw, Nut, and Bolt Manufacturing
- Semiconductor and Other Electronic Component Manufacturing
- Cattle Ranching and Farming
- Dairy Product Manufacturing
- Metalworking Machinery Manufacturing
- Household and Institutional Furniture and Kitchen Cabinet Manufacturing
- Agriculture, Construction, and Mining Machinery Manufacturing
- Motor Vehicle Manufacturing
- Printing and Related Support Activities













Manufacturing

Activities of this sector are the mechanical, physical, or chemical transformation of materials, substances, or components into new products.

	<ul style="list-style-type: none"> • Electrical Equipment Manufacturing • Cement and Concrete Product Manufacturing • Crop Farming • Animal Food Manufacturing • Steel Product Manufacturing from Purchased Steel • Architectural and Structural Metals Manufacturing • Sawmills and Wood Preservation 	<ul style="list-style-type: none"> • Veneer, Plywood, and Engineered Wood Product Manufacturing • Fruit and Vegetable Preserving and Specialty Food Manufacturing • Motor Vehicle Body and Trailer Manufacturing • Medical Equipment and Supplies Manufacturing • Fruit and Tree Nut Farming
--	---	---


<p style="text-align: center;">Arts, Entertainment, and Recreation</p> <p>Activities of this sector are operating or providing services to meet varied cultural, entertainment, and recreational interests of their patrons.</p>	Employment Rates		
	Youth Aged 14-18:	7.2%	Baseline
	Youth Aged 19-21:	3.8%	
	Statewide Industry Percentages Individuals Aged 14-99:	1.7%	
	Examples of Employment Areas, Including Individuals Over Age 21		
	<ul style="list-style-type: none"> • Amusement Parks and Arcades • Other Amusement and Recreation Industries • Performing Arts Companies • Promoters of Performing Arts, Sports, and Similar Events 	<ul style="list-style-type: none"> • Independent Artists, Writers, and Performers • Museums, Historical Sites, and Similar Institutions • Gambling Industries • Spectator Sports 	


<p style="text-align: center;">Administrative and Support and Waste Management and Remediation Services</p> <p>Activities of this sector are performing routine support activities for the day-to-day operations of other organizations.</p>	Employment Rates		
	Youth Aged 14-18:	1.8%	Baseline
	Youth Aged 19-21:	5.3%	
	Statewide Industry Percentages Individuals Aged 14-99:	5.4%	
	Examples of Employment Areas, Including Individuals Over Age 21		
	<ul style="list-style-type: none"> • Employment Services • Office Administrative Services • Travel Arrangement and Reservation Services • Waste Collection • Waste Treatment and Disposal 	<ul style="list-style-type: none"> • Services to Buildings and Dwellings • Investigation and Security Services • Business Support Services • Facilities Support Services 	

<p>Other Services (except Public Administration)</p> <p>Activities of this sector are providing services not elsewhere specified, including repairs, religious activities, grantmaking, advocacy, laundry, personal care, death care, and other personal services.</p>	<p style="text-align: center;">Employment Rates</p> <table style="width: 100%; border-collapse: collapse;"> <tr> <td style="text-align: center;">Youth Aged 14-18:</td> <td style="text-align: center;">3.8%</td> <td style="text-align: center;">Baseline</td> </tr> <tr> <td style="text-align: center;">Youth Aged 19-21:</td> <td style="text-align: center;">4.0%</td> <td style="text-align: center;"></td> </tr> <tr> <td style="text-align: center;">Statewide Industry Percentages Individuals Aged 14-99:</td> <td style="text-align: center;">3.4%</td> <td style="text-align: center;"></td> </tr> </table> <p style="text-align: center;">Examples of Employment Areas, Including Individuals Over Age 21</p> <table style="width: 100%; border-collapse: collapse;"> <tr> <td style="vertical-align: top; width: 50%;"> <ul style="list-style-type: none"> • Civic and Social Organizations • Personal Care Services • Automotive Repair and Maintenance • Electronic and Precision Equipment Repair and Maintenance • Business, Professional, Labor, Political, and Similar Organizations • Private Households </td> <td style="vertical-align: top; width: 50%;"> <ul style="list-style-type: none"> • Personal and Household Goods Repair and Maintenance • Death Care Services • Drycleaning and Laundry Services • Religious Organizations • Grantmaking and Giving Services • Social Advocacy Organizations • Commercial and Industrial Machinery and Equipment (except Automotive and Electronic) Repair and Maintenance </td> </tr> </table>	Youth Aged 14-18:	3.8%	Baseline	Youth Aged 19-21:	4.0%		Statewide Industry Percentages Individuals Aged 14-99:	3.4%		<ul style="list-style-type: none"> • Civic and Social Organizations • Personal Care Services • Automotive Repair and Maintenance • Electronic and Precision Equipment Repair and Maintenance • Business, Professional, Labor, Political, and Similar Organizations • Private Households 	<ul style="list-style-type: none"> • Personal and Household Goods Repair and Maintenance • Death Care Services • Drycleaning and Laundry Services • Religious Organizations • Grantmaking and Giving Services • Social Advocacy Organizations • Commercial and Industrial Machinery and Equipment (except Automotive and Electronic) Repair and Maintenance
Youth Aged 14-18:	3.8%	Baseline										
Youth Aged 19-21:	4.0%											
Statewide Industry Percentages Individuals Aged 14-99:	3.4%											
<ul style="list-style-type: none"> • Civic and Social Organizations • Personal Care Services • Automotive Repair and Maintenance • Electronic and Precision Equipment Repair and Maintenance • Business, Professional, Labor, Political, and Similar Organizations • Private Households 	<ul style="list-style-type: none"> • Personal and Household Goods Repair and Maintenance • Death Care Services • Drycleaning and Laundry Services • Religious Organizations • Grantmaking and Giving Services • Social Advocacy Organizations • Commercial and Industrial Machinery and Equipment (except Automotive and Electronic) Repair and Maintenance 											
<p>Transportation and Warehousing</p> <p>Activities of this sector are providing transportation of passengers and cargo, warehousing and storing goods, scenic and sightseeing transportation, and supporting these activities.</p>	<p style="text-align: center;">Employment Rates</p> <table style="width: 100%; border-collapse: collapse;"> <tr> <td style="text-align: center;">Youth Aged 14-18:</td> <td style="text-align: center;">1.6%</td> <td style="text-align: center;">Baseline</td> </tr> <tr> <td style="text-align: center;">Youth Aged 19-21:</td> <td style="text-align: center;">5.2%</td> <td style="text-align: center;"></td> </tr> <tr> <td style="text-align: center;">Statewide Industry Percentages Individuals Aged 14-99:</td> <td style="text-align: center;">5.4%</td> <td style="text-align: center;"></td> </tr> </table> <p style="text-align: center;">Examples of Employment Areas, Including Individuals Over Age 21</p> <table style="width: 100%; border-collapse: collapse;"> <tr> <td style="vertical-align: top; width: 50%;"> <ul style="list-style-type: none"> • Couriers and Express Delivery Services • Warehousing and Storage • Other Amusement and Recreation Industries • Air Transportation • Freight Trucking </td> <td style="vertical-align: top; width: 50%;"> <ul style="list-style-type: none"> • Urban Transit Systems • Charter Bus Industry • School, and Employee Bus Transportation • Support Activities for Air Transportation </td> </tr> </table>	Youth Aged 14-18:	1.6%	Baseline	Youth Aged 19-21:	5.2%		Statewide Industry Percentages Individuals Aged 14-99:	5.4%		<ul style="list-style-type: none"> • Couriers and Express Delivery Services • Warehousing and Storage • Other Amusement and Recreation Industries • Air Transportation • Freight Trucking 	<ul style="list-style-type: none"> • Urban Transit Systems • Charter Bus Industry • School, and Employee Bus Transportation • Support Activities for Air Transportation
Youth Aged 14-18:	1.6%	Baseline										
Youth Aged 19-21:	5.2%											
Statewide Industry Percentages Individuals Aged 14-99:	5.4%											
<ul style="list-style-type: none"> • Couriers and Express Delivery Services • Warehousing and Storage • Other Amusement and Recreation Industries • Air Transportation • Freight Trucking 	<ul style="list-style-type: none"> • Urban Transit Systems • Charter Bus Industry • School, and Employee Bus Transportation • Support Activities for Air Transportation 											

Employment Rates

Youth Aged 14-18: 2.0% Baseline

Youth Aged 19-21: 4.4% 

Statewide Industry Percentages
Individuals Aged 14-99: 4.6% 

Examples of Employment Areas, Including Individuals Over Age 21


- Building Equipment Contractors
- Residential Building Construction
- Nonresidential Building Construction
- Foundation, Structure, and Building Exterior Contractors
- Other Specialty Trade Contractors
- Building Finishing Contractors
- Building Equipment Contractors
- Specialty Trade Contractors
- Heavy and Civil Engineering Construction
- Utility System Construction
- Land Subdivision
- Highway, Street, and Bridge Construction
- Other Heavy and Civil Engineering Construction


Construction

Activities of this sector are erecting buildings and other structures (including additions); heavy construction other than buildings; and alterations, reconstruction, installation, and maintenance and repairs.

Employment Rates

Youth Aged 14-18: 2.3% Baseline

Youth Aged 19-21: 2.8% 













Statewide Industry Percentages
Individuals Aged 14-99: 8.4% 













Examples of Employment Areas, Including Individuals Over Age 21

- Educational Support Services
- Junior Colleges
- Colleges, Universities, and Professional Schools
- Business Schools and Computer and Management Training
- Elementary and Secondary Schools
- Technical and Trade Schools

Educational Services

Activities of this sector are providing instruction and training in a wide variety of subjects.

<p style="text-align: center;">Professional, Scientific, and Technical Services</p> <p>Activities of this sector are performing professional, scientific, and technical services for the operations of other organizations.</p>	<p style="text-align: center;">Employment Rates</p> <table style="width: 100%; border-collapse: collapse;"> <tr> <td style="text-align: center;">Youth Aged 14-18:</td> <td style="text-align: center;">0.7%</td> <td style="text-align: center;">Baseline</td> </tr> <tr> <td style="text-align: center;">Youth Aged 19-21:</td> <td style="text-align: center;">2.2%</td> <td style="text-align: center;"></td> </tr> <tr> <td style="text-align: center;">Statewide Industry Percentages Individuals Aged 14-99:</td> <td style="text-align: center;">6.7%</td> <td style="text-align: center;"></td> </tr> </table> <p style="text-align: center;">Examples of Employment Areas, Including Individuals Over Age 21</p> <table style="width: 100%; border-collapse: collapse;"> <tr> <td style="vertical-align: top;"> <ul style="list-style-type: none"> • Computer Systems Design and Related Services • Accounting, Tax Preparation, Bookkeeping, and Payroll Services • Legal Services • Architectural, Engineering, and Related Services </td> <td style="vertical-align: top;"> <ul style="list-style-type: none"> • Specialized Design Services • Management, Scientific, and Technical Consulting Services • Scientific Research and Development Services • Advertising, Public Relations, and Related Services </td> </tr> </table>	Youth Aged 14-18:	0.7%	Baseline	Youth Aged 19-21:	2.2%		Statewide Industry Percentages Individuals Aged 14-99:	6.7%		<ul style="list-style-type: none"> • Computer Systems Design and Related Services • Accounting, Tax Preparation, Bookkeeping, and Payroll Services • Legal Services • Architectural, Engineering, and Related Services 	<ul style="list-style-type: none"> • Specialized Design Services • Management, Scientific, and Technical Consulting Services • Scientific Research and Development Services • Advertising, Public Relations, and Related Services
Youth Aged 14-18:	0.7%	Baseline										
Youth Aged 19-21:	2.2%											
Statewide Industry Percentages Individuals Aged 14-99:	6.7%											
<ul style="list-style-type: none"> • Computer Systems Design and Related Services • Accounting, Tax Preparation, Bookkeeping, and Payroll Services • Legal Services • Architectural, Engineering, and Related Services 	<ul style="list-style-type: none"> • Specialized Design Services • Management, Scientific, and Technical Consulting Services • Scientific Research and Development Services • Advertising, Public Relations, and Related Services 											
<p style="text-align: center;">Wholesale Trade</p> <p>Activities of this sector are selling or arranging for the purchase or sale of goods for resale; capital or durable nonconsumer goods; and raw and intermediate materials supplies used in production and providing services incidental to the sale of the merchandise.</p>	<p style="text-align: center;">Employment Rates</p> <table style="width: 100%; border-collapse: collapse;"> <tr> <td style="text-align: center;">Youth Aged 14-18:</td> <td style="text-align: center;">0.9%</td> <td style="text-align: center;">Baseline</td> </tr> <tr> <td style="text-align: center;">Youth Aged 19-21:</td> <td style="text-align: center;">1.7%</td> <td style="text-align: center;"></td> </tr> <tr> <td style="text-align: center;">Statewide Industry Percentages Individuals Aged 14-99:</td> <td style="text-align: center;">3.6%</td> <td style="text-align: center;"></td> </tr> </table> <p style="text-align: center;">Examples of Employment Areas, Including Individuals Over Age 21</p> <table style="width: 100%; border-collapse: collapse;"> <tr> <td style="vertical-align: top;"> <ul style="list-style-type: none"> • Motor Vehicle and Motor Vehicle Parts and Supplies Merchant Wholesalers • Furniture and Home Furnishing Merchant Wholesalers • Lumber and Other Construction Materials Merchant Wholesalers • Professional and Commercial Equipment and Supplies Merchant Wholesalers • Household Appliances and Electrical and Electronic Goods Merchant Wholesalers • Hardware, and Plumbing and Heating Equipment and Supplies Merchant Wholesalers • Machinery, Equipment, and Supplies Merchant Wholesalers </td> <td style="vertical-align: top;"> <ul style="list-style-type: none"> • Paper and Paper Product Merchant Wholesalers • Drugs and Druggists' Sundries Merchant Wholesalers • Apparel, Piece Goods, and Notions Merchant Wholesalers • Grocery and Related Product Merchant Wholesalers • Farm Product Raw Material Merchant Wholesalers • Chemical and Allied Products Merchant Wholesalers • Wholesale Trade Agents and Brokers • Beer, Wine, and Distilled Alcoholic Beverage Merchant Wholesalers </td> </tr> </table>	Youth Aged 14-18:	0.9%	Baseline	Youth Aged 19-21:	1.7%		Statewide Industry Percentages Individuals Aged 14-99:	3.6%		<ul style="list-style-type: none"> • Motor Vehicle and Motor Vehicle Parts and Supplies Merchant Wholesalers • Furniture and Home Furnishing Merchant Wholesalers • Lumber and Other Construction Materials Merchant Wholesalers • Professional and Commercial Equipment and Supplies Merchant Wholesalers • Household Appliances and Electrical and Electronic Goods Merchant Wholesalers • Hardware, and Plumbing and Heating Equipment and Supplies Merchant Wholesalers • Machinery, Equipment, and Supplies Merchant Wholesalers 	<ul style="list-style-type: none"> • Paper and Paper Product Merchant Wholesalers • Drugs and Druggists' Sundries Merchant Wholesalers • Apparel, Piece Goods, and Notions Merchant Wholesalers • Grocery and Related Product Merchant Wholesalers • Farm Product Raw Material Merchant Wholesalers • Chemical and Allied Products Merchant Wholesalers • Wholesale Trade Agents and Brokers • Beer, Wine, and Distilled Alcoholic Beverage Merchant Wholesalers
Youth Aged 14-18:	0.9%	Baseline										
Youth Aged 19-21:	1.7%											
Statewide Industry Percentages Individuals Aged 14-99:	3.6%											
<ul style="list-style-type: none"> • Motor Vehicle and Motor Vehicle Parts and Supplies Merchant Wholesalers • Furniture and Home Furnishing Merchant Wholesalers • Lumber and Other Construction Materials Merchant Wholesalers • Professional and Commercial Equipment and Supplies Merchant Wholesalers • Household Appliances and Electrical and Electronic Goods Merchant Wholesalers • Hardware, and Plumbing and Heating Equipment and Supplies Merchant Wholesalers • Machinery, Equipment, and Supplies Merchant Wholesalers 	<ul style="list-style-type: none"> • Paper and Paper Product Merchant Wholesalers • Drugs and Druggists' Sundries Merchant Wholesalers • Apparel, Piece Goods, and Notions Merchant Wholesalers • Grocery and Related Product Merchant Wholesalers • Farm Product Raw Material Merchant Wholesalers • Chemical and Allied Products Merchant Wholesalers • Wholesale Trade Agents and Brokers • Beer, Wine, and Distilled Alcoholic Beverage Merchant Wholesalers 											


<p style="text-align: center;">Public Administration</p> <p>Activities of this sector are administration, management, and oversight of public programs by Federal, State, and local governments.</p>	<p style="text-align: center;">Employment Rates</p> <table style="width: 100%; border-collapse: collapse;"> <tr> <td style="text-align: center;">Youth Aged 14-18:</td> <td style="text-align: center;">1.1%</td> <td style="text-align: center;">Baseline</td> </tr> <tr> <td style="text-align: center;">Youth Aged 19-21:</td> <td style="text-align: center;">0.9%</td> <td style="text-align: center;"></td> </tr> <tr> <td style="text-align: center;">Statewide Industry Percentages Individuals Aged 14-99:</td> <td style="text-align: center;">3.2%</td> <td style="text-align: center;"></td> </tr> </table> <p style="text-align: center;">Examples of Employment Areas, Including Individuals Over Age 21</p> <table style="width: 100%; border-collapse: collapse;"> <tr> <td style="vertical-align: top; width: 50%;"> <ul style="list-style-type: none"> • Executive, Legislative, and Other General Government Support • Justice, Public Order, and Safety Activities </td> <td style="vertical-align: top; width: 50%;"> <ul style="list-style-type: none"> • Administration of Environmental Quality Programs • Administration of Human Resource Programs </td> </tr> </table>	Youth Aged 14-18:	1.1%	Baseline	Youth Aged 19-21:	0.9%		Statewide Industry Percentages Individuals Aged 14-99:	3.2%		<ul style="list-style-type: none"> • Executive, Legislative, and Other General Government Support • Justice, Public Order, and Safety Activities 	<ul style="list-style-type: none"> • Administration of Environmental Quality Programs • Administration of Human Resource Programs
Youth Aged 14-18:	1.1%	Baseline										
Youth Aged 19-21:	0.9%											
Statewide Industry Percentages Individuals Aged 14-99:	3.2%											
<ul style="list-style-type: none"> • Executive, Legislative, and Other General Government Support • Justice, Public Order, and Safety Activities 	<ul style="list-style-type: none"> • Administration of Environmental Quality Programs • Administration of Human Resource Programs 											
<p style="text-align: center;">Finance and Insurance</p> <p>Activities of this sector involve the creation, liquidation, or change in ownership of financial assets (financial transactions) and/or facilitating financial transactions.</p>	<p style="text-align: center;">Employment Rates</p> <table style="width: 100%; border-collapse: collapse;"> <tr> <td style="text-align: center;">Youth Aged 14-18:</td> <td style="text-align: center;">0.1%</td> <td style="text-align: center;">Baseline</td> </tr> <tr> <td style="text-align: center;">Youth Aged 19-21:</td> <td style="text-align: center;">1.1%</td> <td style="text-align: center;"></td> </tr> <tr> <td style="text-align: center;">Statewide Industry Percentages Individuals Aged 14-99:</td> <td style="text-align: center;">4.6%</td> <td style="text-align: center;"></td> </tr> </table> <p style="text-align: center;">Examples of Employment Areas, Including Individuals Over Age 21</p> <table style="width: 100%; border-collapse: collapse;"> <tr> <td style="vertical-align: top; width: 50%;"> <ul style="list-style-type: none"> • Depository Credit Intermediation • Insurance Carriers • Activities Related to Credit Intermediation </td> <td style="vertical-align: top; width: 50%;"> <ul style="list-style-type: none"> • Agencies, Brokerages, and Other Insurance Related Activities • Securities and Commodity Contracts Intermediation and Brokerage </td> </tr> </table>	Youth Aged 14-18:	0.1%	Baseline	Youth Aged 19-21:	1.1%		Statewide Industry Percentages Individuals Aged 14-99:	4.6%		<ul style="list-style-type: none"> • Depository Credit Intermediation • Insurance Carriers • Activities Related to Credit Intermediation 	<ul style="list-style-type: none"> • Agencies, Brokerages, and Other Insurance Related Activities • Securities and Commodity Contracts Intermediation and Brokerage
Youth Aged 14-18:	0.1%	Baseline										
Youth Aged 19-21:	1.1%											
Statewide Industry Percentages Individuals Aged 14-99:	4.6%											
<ul style="list-style-type: none"> • Depository Credit Intermediation • Insurance Carriers • Activities Related to Credit Intermediation 	<ul style="list-style-type: none"> • Agencies, Brokerages, and Other Insurance Related Activities • Securities and Commodity Contracts Intermediation and Brokerage 											


Management of Companies and Enterprises

Activities of this sector are the holding of securities of companies and enterprises, for the purpose of owning controlling interest or influencing their management decisions, or administering, overseeing, and managing other establishments of the same company or enterprise and normally undertaking the strategic or organizational planning and decision-making role of the company or enterprise.

Employment Rates

Youth Aged 14-18: 1.0% Baseline

Youth Aged 19-21: 1.4% 

Statewide Industry Percentages
Individuals Aged 14-99: 2.5% 

Examples of Employment Areas, Including Individuals Over Age 21


- Management of Companies and Enterprises

Information

Activities of this sector are distributing information and cultural products, providing the means to transmit or distribute these products as data or communications, and processing data.

Employment Rates













Youth Aged 14-18: 0.9% Baseline













Youth Aged 19-21: 0.7% 

Statewide Industry Percentages
Individuals Aged 14-99: 1.7% 

Examples of Employment Areas, Including Individuals Over Age 21

- Motion Picture and Video Industries
- Sound Recording Industries
- Newspaper, Periodical, Book, and Directory Publishers
- Radio and Television Broadcasting Stations
- Wired and Wireless Telecommunications (except Satellite)
- Satellite Telecommunications
- Software Publishers
- Computing Infrastructure Providers, Data Processing, Web Hosting, and Related Services
- Web Search Portals, Libraries, Archives, and Other Information Services
- Media Streaming Distribution Services, Social Networks, and Other Media Networks and Content Providers

<p style="text-align: center;">Agriculture, Forestry, Fishing and Hunting</p> <p>Activities of this sector are growing crops, raising animals, harvesting timber, and harvesting fish and other animals from farms, ranches, or the animals' natural habitats.</p>	<p style="text-align: center;">Employment Rates</p> <table style="width: 100%; border-collapse: collapse;"> <tr> <td style="text-align: center;">Youth Aged 14-18:</td> <td style="text-align: center;">1.0%</td> <td style="text-align: center;">Baseline</td> </tr> <tr> <td style="text-align: center;">Youth Aged 19-21:</td> <td style="text-align: center;">0.5%</td> <td style="text-align: center;"></td> </tr> <tr> <td style="text-align: center;">Statewide Industry Percentages Individuals Aged 14-99:</td> <td style="text-align: center;">0.5%</td> <td style="text-align: center;"></td> </tr> </table> <p style="text-align: center;">Examples of Employment Areas, Including Individuals Over Age 21</p> <table style="width: 100%; border-collapse: collapse;"> <tr> <td style="vertical-align: top;"> <ul style="list-style-type: none"> • Vegetable and Melon Farming • Fruit and Tree Nut Farming • Greenhouse, Nursery, and Floriculture Production • Cattle Ranching and Farming • Hog and Pig Farming • Poultry and Egg Production • Sheep and Goat Farming • Aquaculture • Support Activities for Forestry </td> <td style="vertical-align: top;"> <ul style="list-style-type: none"> • Timber Tract Operations • Forest Nurseries and Gathering of Forest Products • Logging • Hunting and Trapping • Support Activities for Crop Production • Support Activities for Animal Production </td> </tr> </table>	Youth Aged 14-18:	1.0%	Baseline	Youth Aged 19-21:	0.5%		Statewide Industry Percentages Individuals Aged 14-99:	0.5%		<ul style="list-style-type: none"> • Vegetable and Melon Farming • Fruit and Tree Nut Farming • Greenhouse, Nursery, and Floriculture Production • Cattle Ranching and Farming • Hog and Pig Farming • Poultry and Egg Production • Sheep and Goat Farming • Aquaculture • Support Activities for Forestry 	<ul style="list-style-type: none"> • Timber Tract Operations • Forest Nurseries and Gathering of Forest Products • Logging • Hunting and Trapping • Support Activities for Crop Production • Support Activities for Animal Production
Youth Aged 14-18:	1.0%	Baseline										
Youth Aged 19-21:	0.5%											
Statewide Industry Percentages Individuals Aged 14-99:	0.5%											
<ul style="list-style-type: none"> • Vegetable and Melon Farming • Fruit and Tree Nut Farming • Greenhouse, Nursery, and Floriculture Production • Cattle Ranching and Farming • Hog and Pig Farming • Poultry and Egg Production • Sheep and Goat Farming • Aquaculture • Support Activities for Forestry 	<ul style="list-style-type: none"> • Timber Tract Operations • Forest Nurseries and Gathering of Forest Products • Logging • Hunting and Trapping • Support Activities for Crop Production • Support Activities for Animal Production 											
<p style="text-align: center;">Real Estate and Rental and Leasing</p> <p>Activities of this sector are renting, leasing, or otherwise allowing the use of tangible or intangible assets (except copyrighted works) and providing related services.</p>	<p>Employment Rates:</p> <table style="width: 100%; border-collapse: collapse;"> <tr> <td style="text-align: center;">Youth Aged 14-18:</td> <td style="text-align: center;">0.4%</td> <td style="text-align: center;">Baseline</td> </tr> <tr> <td style="text-align: center;">Youth Aged 19-21:</td> <td style="text-align: center;">0.7%</td> <td style="text-align: center;"></td> </tr> <tr> <td style="text-align: center;">Statewide Industry Percentages Individuals Aged 14-99:</td> <td style="text-align: center;">1.1%</td> <td style="text-align: center;"></td> </tr> </table> <p style="text-align: center;">Examples of Employment Areas, Including Individuals Over Age 21</p> <table style="width: 100%; border-collapse: collapse;"> <tr> <td style="vertical-align: top;"> <ul style="list-style-type: none"> • Automotive Equipment Rental and Leasing • General Rental Centers • Offices of Real Estate Agents and Brokers </td> <td style="vertical-align: top;"> <ul style="list-style-type: none"> • Consumer Goods Rental • Activities Related to Real Estate • Commercial and Industrial Machinery and Equipment Rental and Leasing </td> </tr> </table>	Youth Aged 14-18:	0.4%	Baseline	Youth Aged 19-21:	0.7%		Statewide Industry Percentages Individuals Aged 14-99:	1.1%		<ul style="list-style-type: none"> • Automotive Equipment Rental and Leasing • General Rental Centers • Offices of Real Estate Agents and Brokers 	<ul style="list-style-type: none"> • Consumer Goods Rental • Activities Related to Real Estate • Commercial and Industrial Machinery and Equipment Rental and Leasing
Youth Aged 14-18:	0.4%	Baseline										
Youth Aged 19-21:	0.7%											
Statewide Industry Percentages Individuals Aged 14-99:	1.1%											
<ul style="list-style-type: none"> • Automotive Equipment Rental and Leasing • General Rental Centers • Offices of Real Estate Agents and Brokers 	<ul style="list-style-type: none"> • Consumer Goods Rental • Activities Related to Real Estate • Commercial and Industrial Machinery and Equipment Rental and Leasing 											

<p style="text-align: center;">Mining, Quarrying, and Oil and Gas Extraction</p> <p>Activities of this sector are extracting naturally occurring mineral solids, such as coal and ore; liquid minerals, such as crude petroleum; and gases, such as natural gas; and beneficiating (e.g., crushing, screening, washing, and flotation) and other preparation at the mine site, or as part of mining activity.</p>	<p>Employment Rates:</p> <table style="width: 100%; border-collapse: collapse;"> <tr> <td style="text-align: center;">Youth Aged 14-18:</td> <td style="text-align: center;">0.05%</td> <td style="text-align: center;">Baseline</td> </tr> <tr> <td style="text-align: center;">Youth Aged 19-21:</td> <td style="text-align: center;">0.20%</td> <td style="text-align: center;"></td> </tr> <tr> <td style="text-align: center;">Statewide Industry Percentages Individuals Aged 14-99:</td> <td style="text-align: center;">0.37%</td> <td style="text-align: center;"></td> </tr> </table> <p style="text-align: center;">Examples of Employment Areas, Including Individuals Over Age 21</p> <table style="width: 100%; border-collapse: collapse;"> <tr> <td style="vertical-align: top;"> <ul style="list-style-type: none"> • Oil and Gas Extraction • Coal Mining • Metal Ore Mining </td> <td style="vertical-align: top;"> <ul style="list-style-type: none"> • Nonmetallic Mineral Mining and Quarrying • Support Activities for Mining </td> </tr> </table>	Youth Aged 14-18:	0.05%	Baseline	Youth Aged 19-21:	0.20%		Statewide Industry Percentages Individuals Aged 14-99:	0.37%		<ul style="list-style-type: none"> • Oil and Gas Extraction • Coal Mining • Metal Ore Mining 	<ul style="list-style-type: none"> • Nonmetallic Mineral Mining and Quarrying • Support Activities for Mining
Youth Aged 14-18:	0.05%	Baseline										
Youth Aged 19-21:	0.20%											
Statewide Industry Percentages Individuals Aged 14-99:	0.37%											
<ul style="list-style-type: none"> • Oil and Gas Extraction • Coal Mining • Metal Ore Mining 	<ul style="list-style-type: none"> • Nonmetallic Mineral Mining and Quarrying • Support Activities for Mining 											
<p style="text-align: center;">Utilities</p> <p>Activities of this sector are generating, transmitting, and/or distributing electricity, gas, steam, and water and removing sewage through a permanent infrastructure of lines, mains, and pipe.</p>	<p>Employment Rates:</p> <table style="width: 100%; border-collapse: collapse;"> <tr> <td style="text-align: center;">Youth Aged 14-18:</td> <td style="text-align: center;">0.02%</td> <td style="text-align: center;">Baseline</td> </tr> <tr> <td style="text-align: center;">Youth Aged 19-21:</td> <td style="text-align: center;">0.20%</td> <td style="text-align: center;"></td> </tr> <tr> <td style="text-align: center;">Statewide Industry Percentages Individuals Aged 14-99:</td> <td style="text-align: center;">0.58%</td> <td style="text-align: center;"></td> </tr> </table> <p style="text-align: center;">Examples of Employment Areas, Including Individuals Over Age 21</p> <table style="width: 100%; border-collapse: collapse;"> <tr> <td style="vertical-align: top;"> <ul style="list-style-type: none"> • Natural Gas Distribution • Water, Sewage and Other Systems </td> <td style="vertical-align: top;"> <ul style="list-style-type: none"> • Electric Power Generation, Transmission and Distribution </td> </tr> </table>	Youth Aged 14-18:	0.02%	Baseline	Youth Aged 19-21:	0.20%		Statewide Industry Percentages Individuals Aged 14-99:	0.58%		<ul style="list-style-type: none"> • Natural Gas Distribution • Water, Sewage and Other Systems 	<ul style="list-style-type: none"> • Electric Power Generation, Transmission and Distribution
Youth Aged 14-18:	0.02%	Baseline										
Youth Aged 19-21:	0.20%											
Statewide Industry Percentages Individuals Aged 14-99:	0.58%											
<ul style="list-style-type: none"> • Natural Gas Distribution • Water, Sewage and Other Systems 	<ul style="list-style-type: none"> • Electric Power Generation, Transmission and Distribution 											

Who's Hiring Pennsylvania Residents (Statewide and by Region)

The Pennsylvania Department of Labor and Industry maintains a listing of "The Top 50 New Hires". The information at the link below uses data from a national new hires program to show what employers are hiring Pennsylvania residents statewide and by region. A listing of what counties are included in the various workforce development areas is also included on the website.

Link: [Top 50 New Hires \(pa.gov\)](#)

County Profiles

County Profiles are a compilation of selected economic, geographic, and demographic data for Pennsylvania's 67 counties. Labor force, employment, wage by industry sector and other information is included.

Link: [County Profiles \(pa.gov\)](#)

Statewide Industry Percentages: Individuals Aged 14 to 99.

Health Care and Social Assistance	18.45%	Wholesale Trade	3.61%
Retail Trade	10.41%	Other Services (except Public Administration)	3.45%
Manufacturing	9.66%	Public Administration	3.16%
Educational Services	8.40%	Management of Companies and Enterprises	2.53%
Accommodation and Food Services	7.75%	Arts, Entertainment, and Recreation	1.76%
Professional, Scientific, and Technical Services	6.66%	Real Estate and Rental and Leasing	1.13%
Administrative and Support and Waste Mgt.	5.39%	Information	1.68%
Transportation and Warehousing	5.35%	Utilities	0.58%
Finance and Insurance	4.59%	Agriculture, Forestry, Fishing and Hunting	0.46%
Construction	4.58%	Mining, Quarrying, and Oil and Gas Extraction	0.37%

Notes:

- A. Industry definition source: https://www.census.gov/naics/reference_files_tools/2022_NAICS_Manual.pdf
- B. Examples of employment areas are titles defined by the Pennsylvania Department of Labor and Industry.
- C. A total of 1,707,431 quarterly youth employment occurrences were included in the calculations. Across the four quarters, this included 697,816 youth aged 14-18 and 1,009,615 youth aged 19-21.
- D. A total of 23,372,033 quarterly employment occurrences were included in the statewide industry percentages. Across the four quarters, this included individuals aged 14-99.